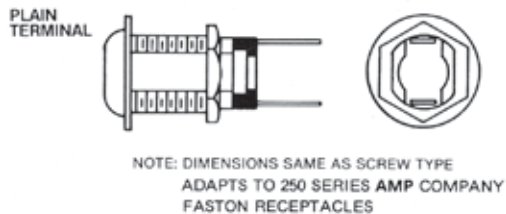
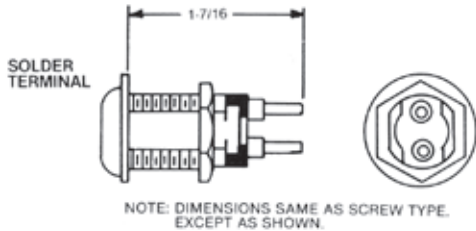
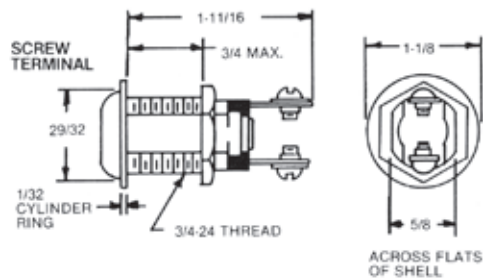


# SWITCH LOCKS



Available Styles - Solder terminals or screw terminals for standard harness attachment, plain flat terminals for push-on type connectors as indicated by chart.

Keying - 5 disc tumblers, 2 ringed brass keys, 250 key changes. Can be keyed alike, keyed different or master keyed.

Outdoor Applications - Protective dust shields are available for all switches by adding the prefix "DC" to the catalog number.

Standard Electrical Characteristics - Contact arcing: 2.1 amps @ 46 volts (96 V.A.).

Alternate Electrical Characteristics - Contact arcing: 2.5 amps @ 120 volts (480 V.A.).

Momentary Contact Switches - Series 42 and 52 switch locks have a built-in spring return to bring the key back to the withdrawal position when released.

## WITH KEY OUT

Cat. No.	Key Removable In.	Contact Is	Terminals	Contact
EL 31-1	Off Position	Open	Screw	Maintaining
EL 31-2	Off & On Position	Open-Closed	Screw	Maintaining
EL 31-3	On Position	Closed	Screw	Maintaining
EL 31-4	Off Position	Open	Solder	Maintaining
EL 31-5	Off & On Position	Open-Closed	Solder	Maintaining
EL 31-6	On Position	Closed	Solder	Maintaining
EL 51-1	Off Position	Open	Plain	Maintaining
EL 51-2	Off & On Position	Open-Closed	Plain	Maintaining
EL 51-3	On Position	Closed	Plain	Maintaining
EL 42-1	Off Position	Open	Screw	Momentary
EL 42-3	On Position	Closed	Screw	Momen. off
EL 42-4	Off Position	Open	Solder	Momentary
EL 42-6	On Position	Closed	Solder	Momen. off
EL 52-1	Off Position	Open	Plain	Momentary
EL 52-6	On Position	Closed	Plain	Momen. off

