

WOOD DESK LOCKS

DISC TUMBLER - DIE CAST

FIXED BACK PLATE 7/8" FACE
DIAMETER FLANGE FLUSH MOUNTING

OBL 180° ROTATION

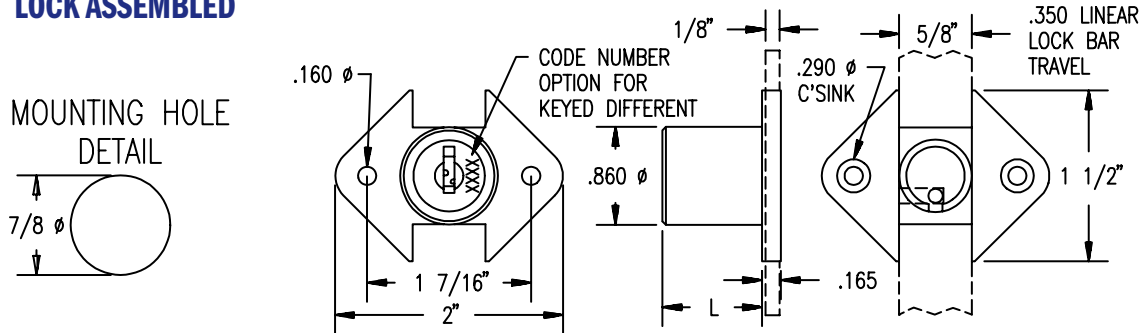
SIZES 3/4 - 1 1/8

INSTAL-A-CORE OR STATIONARY CORE
NO DRIVER INSERT

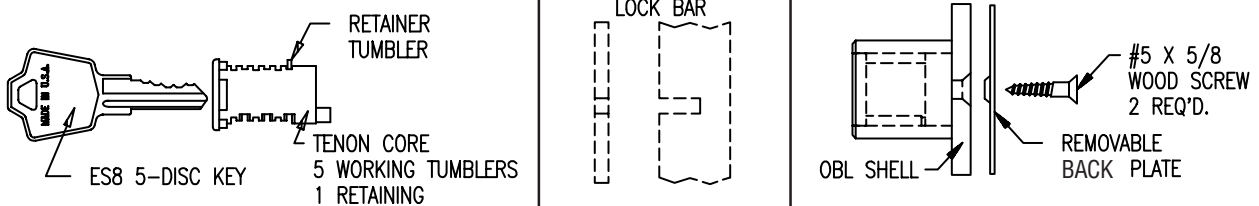
Tolerances .XXX ±.005 .XX ± .010 Fractions ± 1/64

Metric: multiply decimal X 25.4 to obtain mm.

LOCK ASSEMBLED



ASSEMBLY EXPLOSION



KEYING:

- 5 disc tumblers plus retainer
- Keyed alike, keyed different, master keyed.
- 2 brass keys, rung

OPERATION:

- Bolt has linear travel .350
- core rotates 180°
- Key is removable in locked and unlocked positions

STANDARD LOCK:

- Die cast construction
- Removable cover plate
- All finishes must be specified, see page 26
- Stationary core
- Flange mount
- Locking bar not included

OPTIONS:

- Key number on face of core
- INSTAL-A-CORE direct, no driver insert
- Custom bolt or lock bar. See page 18
- Bolt retention cover plate

ACCESSORIES SEE PAGE 27-28

- #5 X 5/8 wood screws, zinc plated

APPLICATION: WDL's have a linear bolt travel and are mainly used for locking single drawers. With a special bolt configuration, it is possible to lock a flipper door.

SIZE CHART

CATALOG SERIES	"L" BARREL LENGTH	CORE OPTIONS		FINISHES
		INSTALL - A CORE	STATIONARY CORE	
7500BL	3/4	YES	YES	SEE PAGE 35 FOR DIE CAST FINISHES
8000BL	7/8	YES	YES	
9370BL	15/16	YES	YES	
11250BL	1 1/8	YES	YES	

*Also available in plastic

HOW TO ORDER:

7500BL



CATALOG SERIES

+

0201



FINISHING SEE PAGE 26

+

INSTAL-A-CORE



CORE IS INSERTED OR REMOVED WITH A CONTROL KEY

Example: 7500BL0505 - 3/4" Long barrel, statuary bronze, removable cover plate
Also indicate keying, options, & accessories



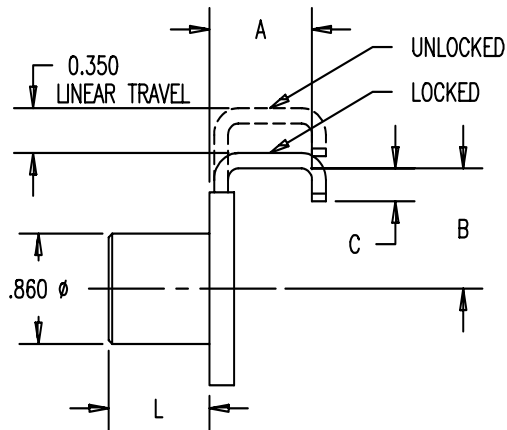
WOOD DESK LOCKS (MINIMUM QUANTITIES APPLY)

SPECIAL APPLICATIONS

Tolerances .XXX ±.005 .XX ± .010 Fractions ± 1/64

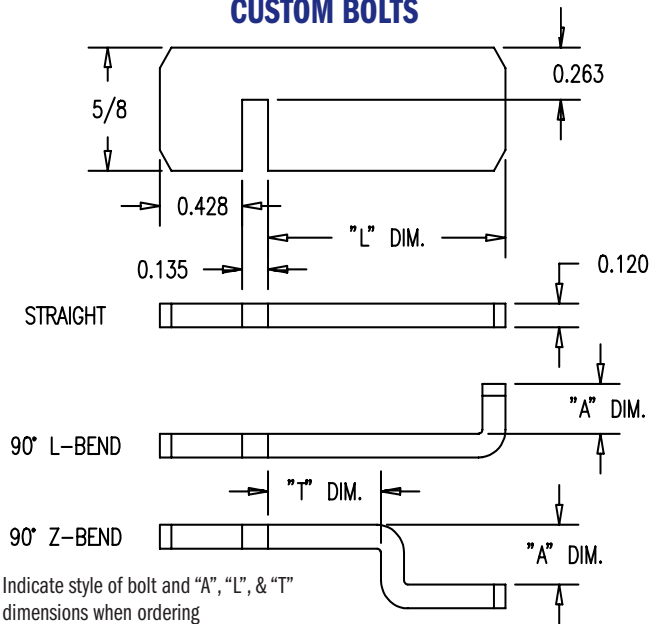
Metric: multiply decimal X 25.4 to obtain mm.

J-BOLT FOR FLIPPER DOOR



- WDL style lock (see pages 16-17 for details)
- Indicate "A", "B", "C", & "L" dimensions when ordering
- Indicate keying, finish, options & accessories

CUSTOM BOLTS



- Indicate style of bolt and "A", "L", & "T" dimensions when ordering

KNEE HOLE LOCKING BAR

- OBL style lock (see page 21 for details)
- Indicate "A", "B", & "L" dimensions when ordering
- Indicate keying, finish, options & accessories

